

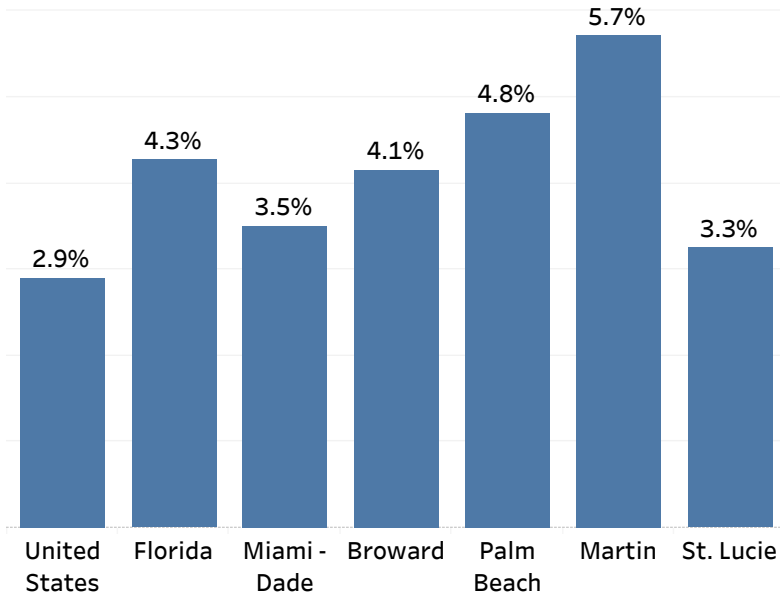


# Miami-Dade County

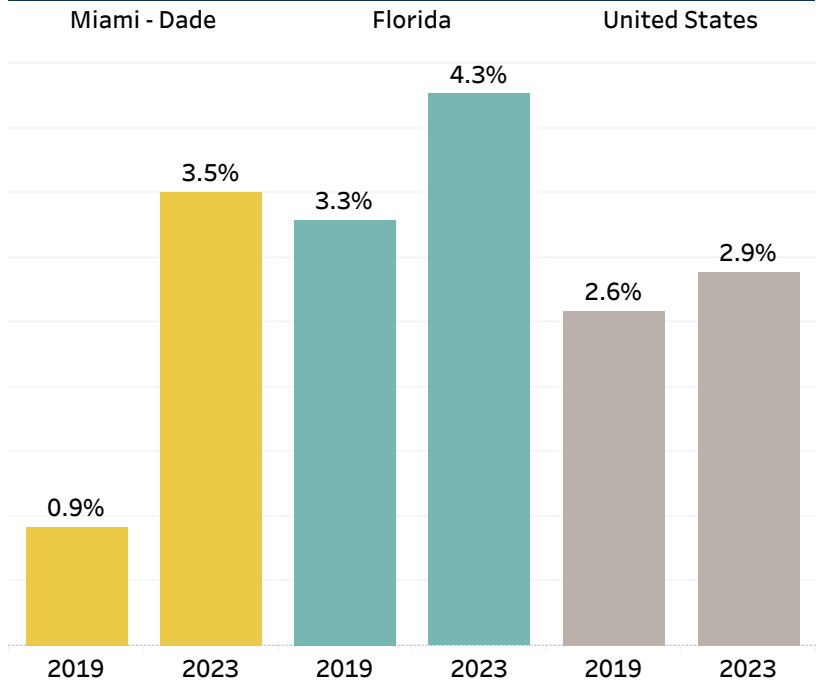
## Economic Growth in 2023 Outpaces National

### Southeast Florida Economic Growth

#### Real GDP Growth in 2023



### Real GDP Growth in 2023 vs. 2019



### What are the Largest Industries?

#### Share to GDP in 2023

|   | Miami - Dade | United States | Florida |
|---|--------------|---------------|---------|
| Real estate and rental and leasing            | 17.7%        | 13.6%         | 19.9%   |
| Trade   | 15.9%        | 10.9%         | 13.1%   |
| Professional and business services            | 15.5%        | 14.9%         | 15.6%   |
| Government and government enterprises         | 8.5%         | 11.3%         | 9.2%    |
| Health care and social assistance             | 8.0%         | 7.7%          | 8.4%    |
| Transportation and warehousing                | 7.1%         | 3.1%          | 3.5%    |
| Finance and insurance                         | 6.0%         | 6.9%          | 5.4%    |
| Information                                   | 5.7%         | 7.0%          | 4.5%    |
| Accommodation and food services               | 4.4%         | 2.8%          | 4.1%    |
| Construction                                  | 2.9%         | 3.6%          | 4.6%    |
| Manufacturing                                 | 2.6%         | 10.2%         | 4.8%    |
| Other services (excl. gov. & gov. ent.)       | 2.0%         | 1.8%          | 2.1%    |
| Educational services                          | 1.3%         | 1.2%          | 0.9%    |
| Arts, entertainment, and recreation           | 1.2%         | 1.1%          | 1.5%    |
| Utilities                                     | 0.9%         | 1.5%          | 1.6%    |
| Agriculture, forestry, fishing and hunting    | 0.3%         | 0.8%          | 0.5%    |
| Mining, quarrying, and oil and gas extraction | 0.1%         | 1.5%          | 0.1%    |
| Grand Total                                   | 100.0%       | 100.0%        | 100.0%  |

### What are the Fastest Growing Industries?

#### Real GDP by Industry Growth in 2023

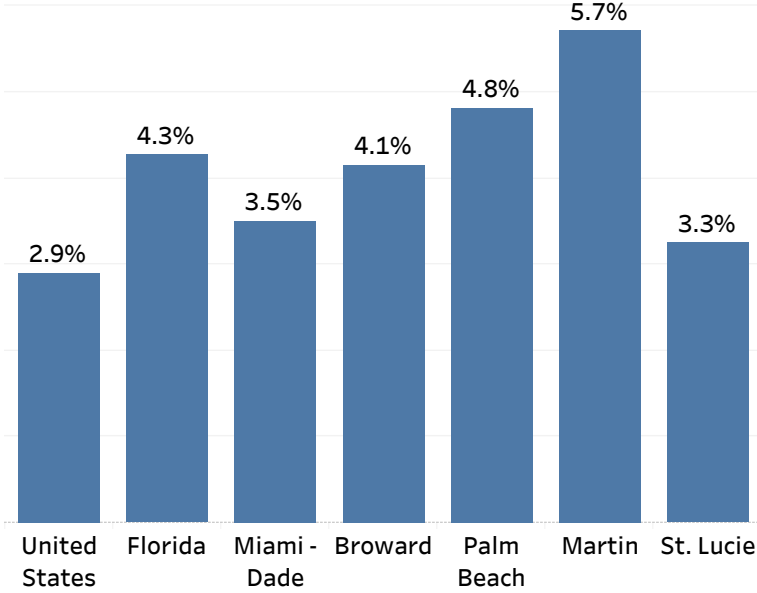
|                                     |               |       |
|-------------------------------------|---------------|-------|
| Arts, entertainment, and recreation | Miami - Dade  | 8.6%  |
|                                     | Florida       | 4.4%  |
|                                     | United States | 4.3%  |
| Health care and social assistance   | Miami - Dade  | 6.6%  |
|                                     | Florida       | 7.1%  |
|                                     | United States | 5.1%  |
| Information                         | Miami - Dade  | 5.4%  |
|                                     | Florida       | 8.1%  |
|                                     | United States | 8.6%  |
| Trade                               | Miami - Dade  | 5.3%  |
|                                     | Florida       | 7.2%  |
|                                     | United States | 5.2%  |
| Real estate and rental and leasing  | Miami - Dade  | 4.5%  |
|                                     | Florida       | 5.3%  |
|                                     | United States | 2.4%  |
| Accommodation and food services     | Miami - Dade  | 3.3%  |
|                                     | Florida       | 2.7%  |
|                                     | United States | 2.6%  |
| Professional and business services  | Miami - Dade  | 3.0%  |
|                                     | Florida       | 4.9%  |
|                                     | United States | 2.6%  |
| Finance and insurance               | Miami - Dade  | 2.4%  |
|                                     | Florida       | 0.0%  |
|                                     | United States | -0.9% |
| Transportation and warehousing      | Miami - Dade  | 1.4%  |
|                                     | Florida       | 2.4%  |
|                                     | United States | 1.5%  |
| Educational services                | Miami - Dade  | 1.4%  |
|                                     | Florida       | 4.1%  |
|                                     | United States | 2.1%  |
| Construction                        | Miami - Dade  | -0.7% |
|                                     | Florida       | 0.1%  |
|                                     | United States | -2.3% |

# Broward County

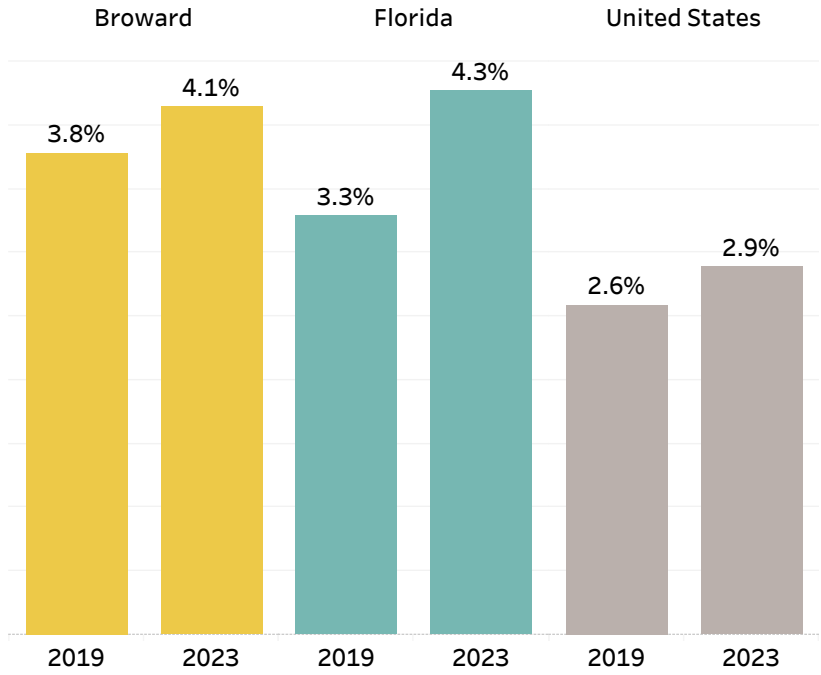
## Economic Growth in 2023 Outpaces National

### Southeast Florida Economic Growth

#### Real GDP Growth in 2023



### Real GDP Growth in 2023 vs. 2019



### What are the Largest Industries?

#### Share to GDP in 2023

|   | Broward | United States | Florida |
|---|---------|---------------|---------|
| Real estate and rental and leasing            | 20.0%   | 13.6%         | 19.9%   |
| Professional and business services            | 16.9%   | 14.9%         | 15.6%   |
| Trade   | 16.9%   | 10.9%         | 13.1%   |
| Government and government enterprises         | 8.7%    | 11.3%         | 9.2%    |
| Health care and social assistance             | 6.5%    | 7.7%          | 8.4%    |
| Information                                   | 7.1%    | 7.0%          | 4.5%    |
| Finance and insurance                         | 5.2%    | 6.9%          | 5.4%    |
| Transportation and warehousing                | 3.9%    | 3.1%          | 3.5%    |
| Accommodation and food services               | 3.6%    | 2.8%          | 4.1%    |
| Construction                                  | 3.5%    | 3.6%          | 4.6%    |
| Manufacturing                                 | 3.0%    | 10.2%         | 4.8%    |
| Other services (excl. gov. & gov. ent.)       | 2.2%    | 1.8%          | 2.1%    |
| Educational services                          | 1.1%    | 1.2%          | 0.9%    |
| Arts, entertainment, and recreation           | 0.8%    | 1.1%          | 1.5%    |
| Utilities                                     | 0.7%    | 1.5%          | 1.6%    |
| Mining, quarrying, and oil and gas extraction | 0.0%    | 1.5%          | 0.1%    |
| Agriculture, forestry, fishing and hunting    | 0.0%    | 0.8%          | 0.5%    |
| Grand Total                                   | 100.0%  | 100.0%        | 100.0%  |

### What are the Fastest Growing Industries?

#### Real GDP by Industry Growth in 2023

|                                     |               |       |
|-------------------------------------|---------------|-------|
| Educational services                | Broward       | 10.1% |
|                                     | Florida       | 4.1%  |
|                                     | United States | 2.1%  |
| Information                         | Broward       | 9.0%  |
|                                     | Florida       | 8.1%  |
|                                     | United States | 8.6%  |
| Trade                               | Broward       | 5.5%  |
|                                     | Florida       | 7.2%  |
|                                     | United States | 5.2%  |
| Professional and business services  | Broward       | 5.0%  |
|                                     | Florida       | 4.9%  |
|                                     | United States | 2.6%  |
| Health care and social assistance   | Broward       | 4.4%  |
|                                     | Florida       | 7.1%  |
|                                     | United States | 5.1%  |
| Real estate and rental and leasing  | Broward       | 4.2%  |
|                                     | Florida       | 5.3%  |
|                                     | United States | 2.4%  |
| Arts, entertainment, and recreation | Broward       | 3.6%  |
|                                     | Florida       | 4.4%  |
|                                     | United States | 4.3%  |
| Transportation and warehousing      | Broward       | 3.3%  |
|                                     | Florida       | 2.4%  |
|                                     | United States | 1.5%  |
| Accommodation and food services     | Broward       | 3.0%  |
|                                     | Florida       | 2.7%  |
|                                     | United States | 2.6%  |
| Construction                        | Broward       | -0.5% |
|                                     | Florida       | 0.1%  |
|                                     | United States | -2.3% |
| Finance and insurance               | Broward       | -1.1% |
|                                     | Florida       | 0.0%  |
|                                     | United States | -0.9% |

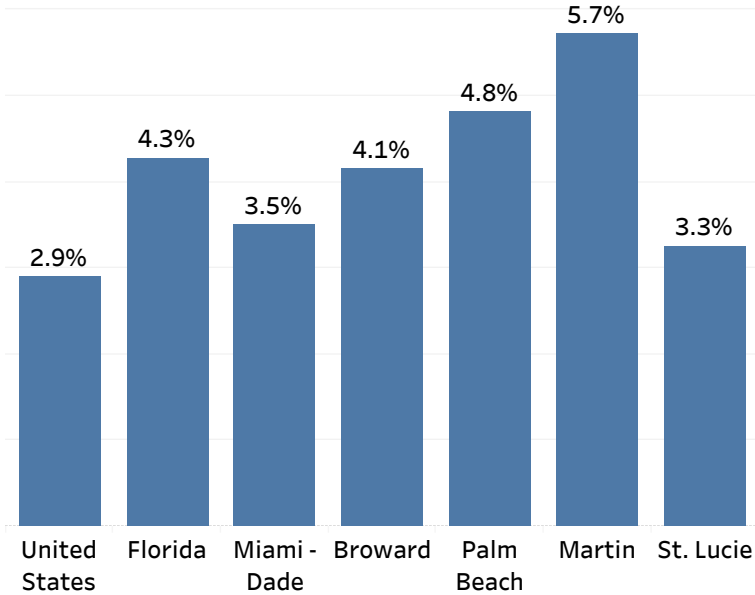


# Palm Beach County

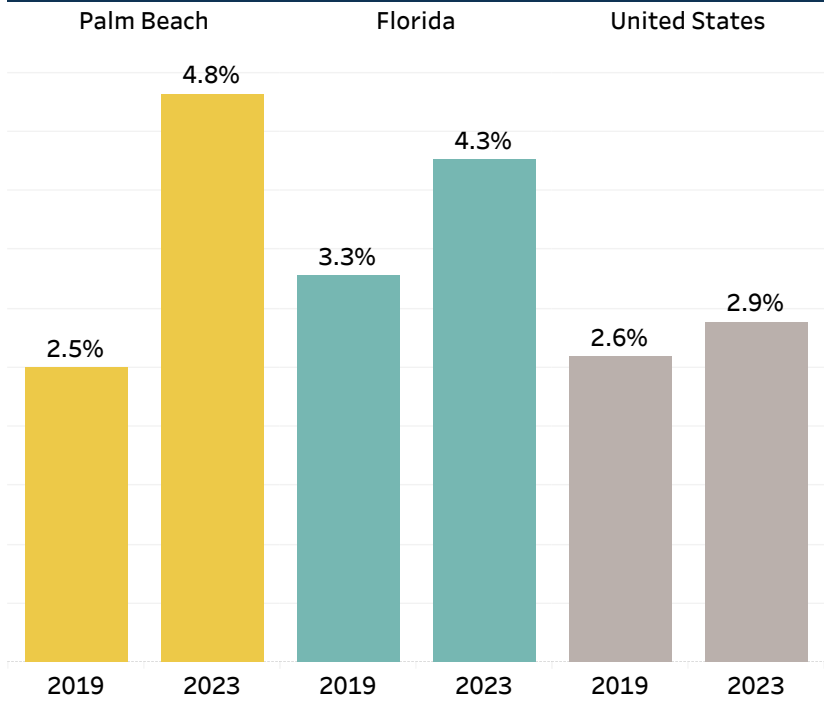
## Economic Growth in 2023 Outpaces National

### Southeast Florida Economic Growth

#### Real GDP Growth in 2023



### Real GDP Growth in 2023 vs. 2019



### What are the Largest Industries?

#### Share to GDP in 2023

|   | Palm Beach | United States | Florida |
|---|------------|---------------|---------|
| Real estate and rental and leasing            | 22.3%      | 13.6%         | 19.9%   |
| Professional and business services            | 20.2%      | 14.9%         | 15.6%   |
| Trade   | 11.6%      | 10.9%         | 13.1%   |
| Health care and social assistance             | 8.4%       | 7.7%          | 8.4%    |
| Finance and insurance                         | 6.9%       | 6.9%          | 5.4%    |
| Government and government enterprises         | 6.6%       | 11.3%         | 9.2%    |
| Construction                                  | 3.7%       | 3.6%          | 4.6%    |
| Accommodation and food services               | 3.6%       | 2.8%          | 4.1%    |
| Information                                   | 3.5%       | 7.0%          | 4.5%    |
| Manufacturing                                 | 3.3%       | 10.2%         | 4.8%    |
| Utilities                                     | 2.6%       | 1.5%          | 1.6%    |
| Other services (excl. gov. & gov. ent.)       | 2.4%       | 1.8%          | 2.1%    |
| Arts, entertainment, and recreation           | 1.6%       | 1.1%          | 1.5%    |
| Transportation and warehousing                | 1.5%       | 3.1%          | 3.5%    |
| Educational services                          | 0.8%       | 1.2%          | 0.9%    |
| Agriculture, forestry, fishing and hunting    | 0.9%       | 0.8%          | 0.5%    |
| Mining, quarrying, and oil and gas extraction | 0.0%       | 1.5%          | 0.1%    |
| Grand Total                                   | 100.0%     | 100.0%        | 100.0%  |

### What are the Fastest Growing Industries?

#### Real GDP by Industry Growth in 2023

|                                     |               |       |
|-------------------------------------|---------------|-------|
| Health care and social assistance   | Palm Beach    | 9.6%  |
|                                     | United States | 5.1%  |
|                                     | Florida       | 7.1%  |
| Information                         | Palm Beach    | 9.3%  |
|                                     | United States | 8.6%  |
|                                     | Florida       | 8.1%  |
| Trade                               | Palm Beach    | 8.3%  |
|                                     | United States | 5.2%  |
|                                     | Florida       | 7.2%  |
| Arts, entertainment, and recreation | Palm Beach    | 7.7%  |
|                                     | United States | 4.3%  |
|                                     | Florida       | 4.4%  |
| Professional and business services  | Palm Beach    | 6.9%  |
|                                     | United States | 2.6%  |
|                                     | Florida       | 4.9%  |
| Transportation and warehousing      | Palm Beach    | 6.4%  |
|                                     | United States | 1.5%  |
|                                     | Florida       | 2.4%  |
| Real estate and rental and leasing  | Palm Beach    | 3.5%  |
|                                     | United States | 2.4%  |
|                                     | Florida       | 5.3%  |
| Educational services                | Palm Beach    | 3.3%  |
|                                     | United States | 2.1%  |
|                                     | Florida       | 4.1%  |
| Accommodation and food services     | Palm Beach    | 3.1%  |
|                                     | United States | 2.6%  |
|                                     | Florida       | 2.7%  |
| Finance and insurance               | Palm Beach    | -0.3% |
|                                     | United States | -0.9% |
|                                     | Florida       | 0.0%  |
| Construction                        | Palm Beach    | -0.9% |
|                                     | United States | -2.3% |
|                                     | Florida       | 0.1%  |

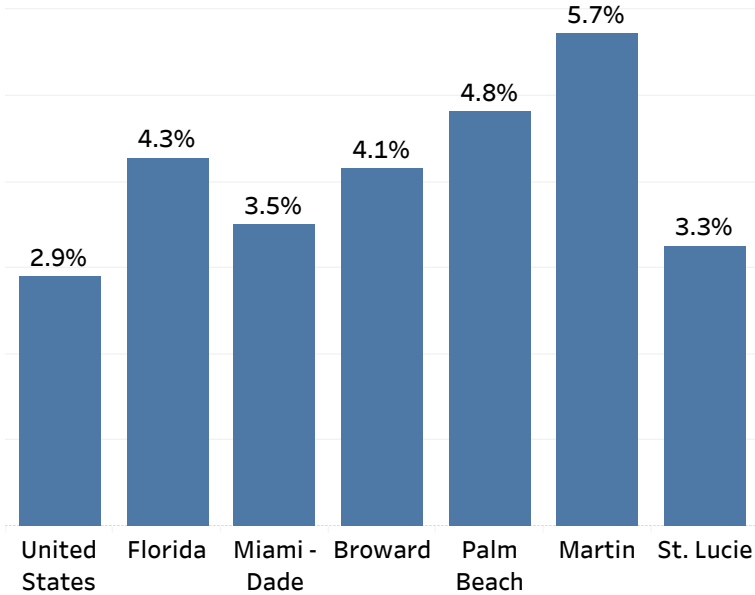


# Martin County

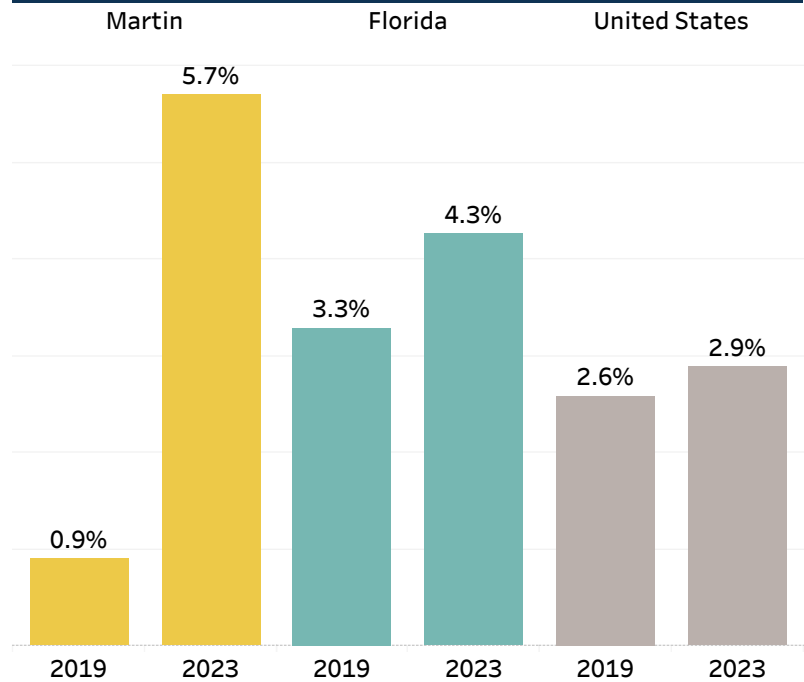
## Economic Growth in 2023 Outpaces National

### Southeast Florida Economic Growth

#### Real GDP Growth in 2023



### Real GDP Growth in 2023 vs. 2019



### What are the Largest Industries?

#### Share to GDP in 2023

|   | Martin | United States | Florida |
|---|--------|---------------|---------|
| Real estate and rental and leasing            | 23.6%  | 13.6%         | 19.9%   |
| Professional and business services            | 12.9%  | 14.9%         | 15.6%   |
| Health care and social assistance             | 12.9%  | 7.7%          | 8.4%    |
| Trade   | 11.7%  | 10.9%         | 13.1%   |
| Utilities                                     | 6.0%   | 1.5%          | 1.6%    |
| Government and government enterprises         | 5.9%   | 11.3%         | 9.2%    |
| Construction                                  | 5.1%   | 3.6%          | 4.6%    |
| Manufacturing                                 | 5.0%   | 10.2%         | 4.8%    |
| Accommodation and food services               | 3.8%   | 2.8%          | 4.1%    |
| Finance and insurance                         | 3.5%   | 6.9%          | 5.4%    |
| Other services (excl. gov. & gov. ent.)       | 2.8%   | 1.8%          | 2.1%    |
| Information                                   | 2.3%   | 7.0%          | 4.5%    |
| Arts, entertainment, and recreation           | 1.6%   | 1.1%          | 1.5%    |
| Transportation and warehousing                | 1.5%   | 3.1%          | 3.5%    |
| Educational services                          | 0.3%   | 1.2%          | 0.9%    |
| Agriculture, forestry, fishing and hunting    | 0.9%   | 0.8%          | 0.5%    |
| Mining, quarrying, and oil and gas extraction | 0.1%   | 1.5%          | 0.1%    |
| Grand Total                                   | 100.0% | 100.0%        | 100.0%  |

### What are the Fastest Growing Industries?

#### Real GDP by Industry Growth in 2023

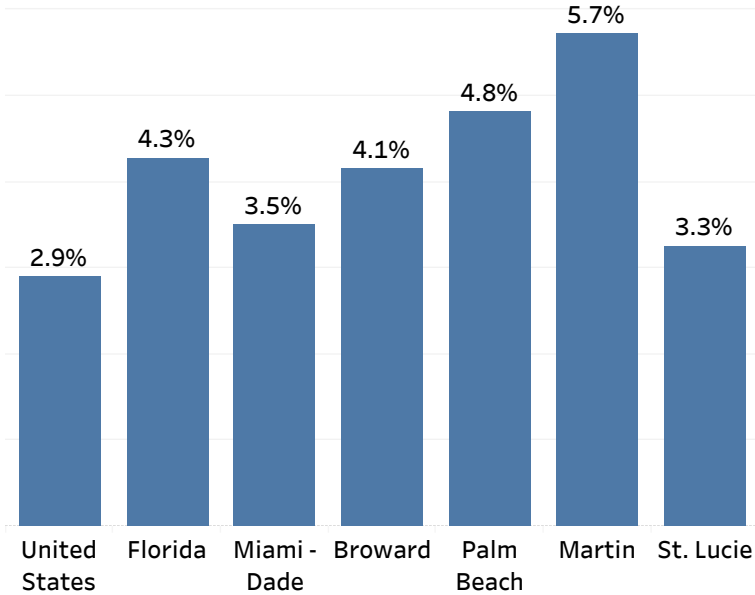
|                                     |               |       |
|-------------------------------------|---------------|-------|
| Real estate and rental and leasing  | Martin        | 14.8% |
|                                     | United States | 2.4%  |
|                                     | Florida       | 5.3%  |
| Information                         | Martin        | 12.1% |
|                                     | United States | 8.6%  |
|                                     | Florida       | 8.1%  |
| Trade                               | Martin        | 8.2%  |
|                                     | United States | 5.2%  |
|                                     | Florida       | 7.2%  |
| Educational services                | Martin        | 7.0%  |
|                                     | United States | 2.1%  |
|                                     | Florida       | 4.1%  |
| Health care and social assistance   | Martin        | 6.9%  |
|                                     | United States | 5.1%  |
|                                     | Florida       | 7.1%  |
| Accommodation and food services     | Martin        | 6.1%  |
|                                     | United States | 2.6%  |
|                                     | Florida       | 2.7%  |
| Professional and business services  | Martin        | 3.9%  |
|                                     | United States | 2.6%  |
|                                     | Florida       | 4.9%  |
| Arts, entertainment, and recreation | Martin        | 2.9%  |
|                                     | United States | 4.3%  |
|                                     | Florida       | 4.4%  |
| Finance and insurance               | Martin        | 2.2%  |
|                                     | United States | -0.9% |
|                                     | Florida       | 0.0%  |
| Construction                        | Martin        | 0.0%  |
|                                     | United States | -2.3% |
|                                     | Florida       | 0.1%  |
| Transportation and warehousing      | Martin        | -6.3% |
|                                     | United States | 1.5%  |
|                                     | Florida       | 2.4%  |

# St. Lucie County

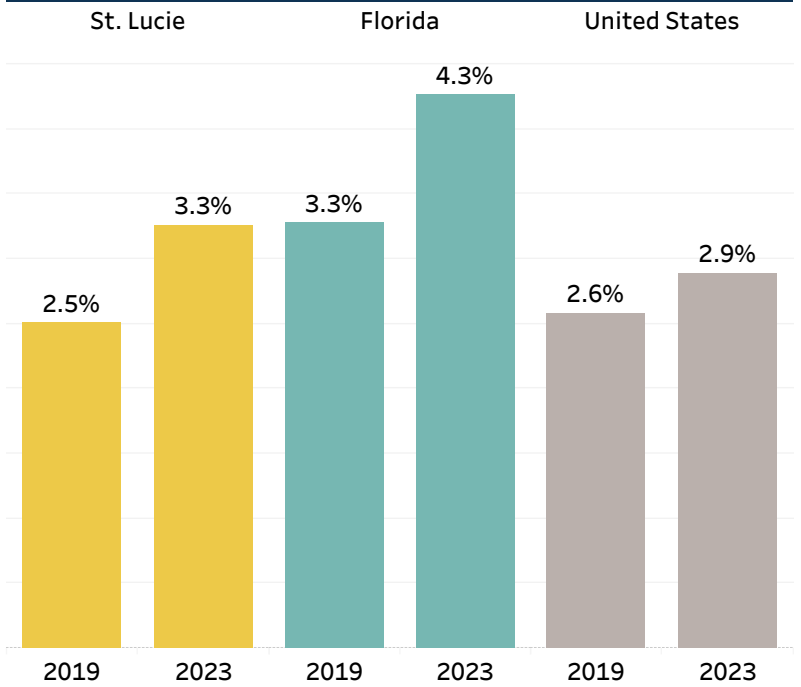
## Economic Growth in 2023 Outpaces National

### Southeast Florida Economic Growth

#### Real GDP Growth in 2023



### Real GDP Growth in 2023 vs. 2019



### What are the Largest Industries?

#### Share to GDP in 2023

|   | St. Lucie | United States | Florida |
|---|-----------|---------------|---------|
| Real estate and rental and leasing            | 25.1%     | 13.6%         | 19.9%   |
| Trade   | 11.4%     | 10.9%         | 13.1%   |
| Utilities                                     | 10.8%     | 1.5%          | 1.6%    |
| Health care and social assistance             | 9.0%      | 7.7%          | 8.4%    |
| Professional and business services            | 8.2%      | 14.9%         | 15.6%   |
| Construction                                  | 7.4%      | 3.6%          | 4.6%    |
| Manufacturing                                 | 4.2%      | 10.2%         | 4.8%    |
| Accommodation and food services               | 2.8%      | 2.8%          | 4.1%    |
| Transportation and warehousing                | 2.3%      | 3.1%          | 3.5%    |
| Information                                   | 1.6%      | 7.0%          | 4.5%    |
| Finance and insurance                         | 1.3%      | 6.9%          | 5.4%    |
| Arts, entertainment, and recreation           | 1.2%      | 1.1%          | 1.5%    |
| Educational services                          | 0.6%      | 1.2%          | 0.9%    |
| Agriculture, forestry, fishing and hunting    | 0.7%      | 0.8%          | 0.5%    |
| Mining, quarrying, and oil and gas extraction | 0.0%      | 1.5%          | 0.1%    |
| Other services (excl. gov. & gov. ent.)       | 2.7%      | 1.8%          | 2.1%    |
| Government and government enterprises         | 10.8%     | 11.3%         | 9.2%    |
| Grand Total                                   | 100.0%    | 100.0%        | 100.0%  |

### What are the Fastest Growing Industries?

#### Real GDP by Industry Growth in 2023

|                                     |               |       |
|-------------------------------------|---------------|-------|
| Health care and social assistance   | St. Lucie     | 8.7%  |
|                                     | United States | 5.1%  |
|                                     | Florida       | 7.1%  |
| Trade                               | St. Lucie     | 7.9%  |
|                                     | United States | 5.2%  |
|                                     | Florida       | 7.2%  |
| Information                         | St. Lucie     | 6.5%  |
|                                     | United States | 8.6%  |
|                                     | Florida       | 8.1%  |
| Transportation and warehousing      | St. Lucie     | 3.7%  |
|                                     | United States | 1.5%  |
|                                     | Florida       | 2.4%  |
| Finance and insurance               | St. Lucie     | 3.5%  |
|                                     | United States | -0.9% |
|                                     | Florida       | 0.0%  |
| Arts, entertainment, and recreation | St. Lucie     | 3.5%  |
|                                     | United States | 4.3%  |
|                                     | Florida       | 4.4%  |
| Professional and business services  | St. Lucie     | 3.1%  |
|                                     | United States | 2.6%  |
|                                     | Florida       | 4.9%  |
| Educational services                | St. Lucie     | 2.2%  |
|                                     | United States | 2.1%  |
|                                     | Florida       | 4.1%  |
| Construction                        | St. Lucie     | 1.9%  |
|                                     | United States | -2.3% |
|                                     | Florida       | 0.1%  |
| Real estate and rental and leasing  | St. Lucie     | 1.6%  |
|                                     | United States | 2.4%  |
|                                     | Florida       | 5.3%  |
| Accommodation and food services     | St. Lucie     | -1.2% |
|                                     | United States | 2.6%  |
|                                     | Florida       | 2.7%  |