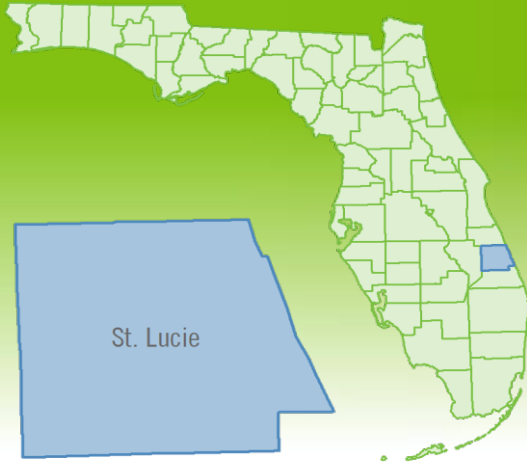


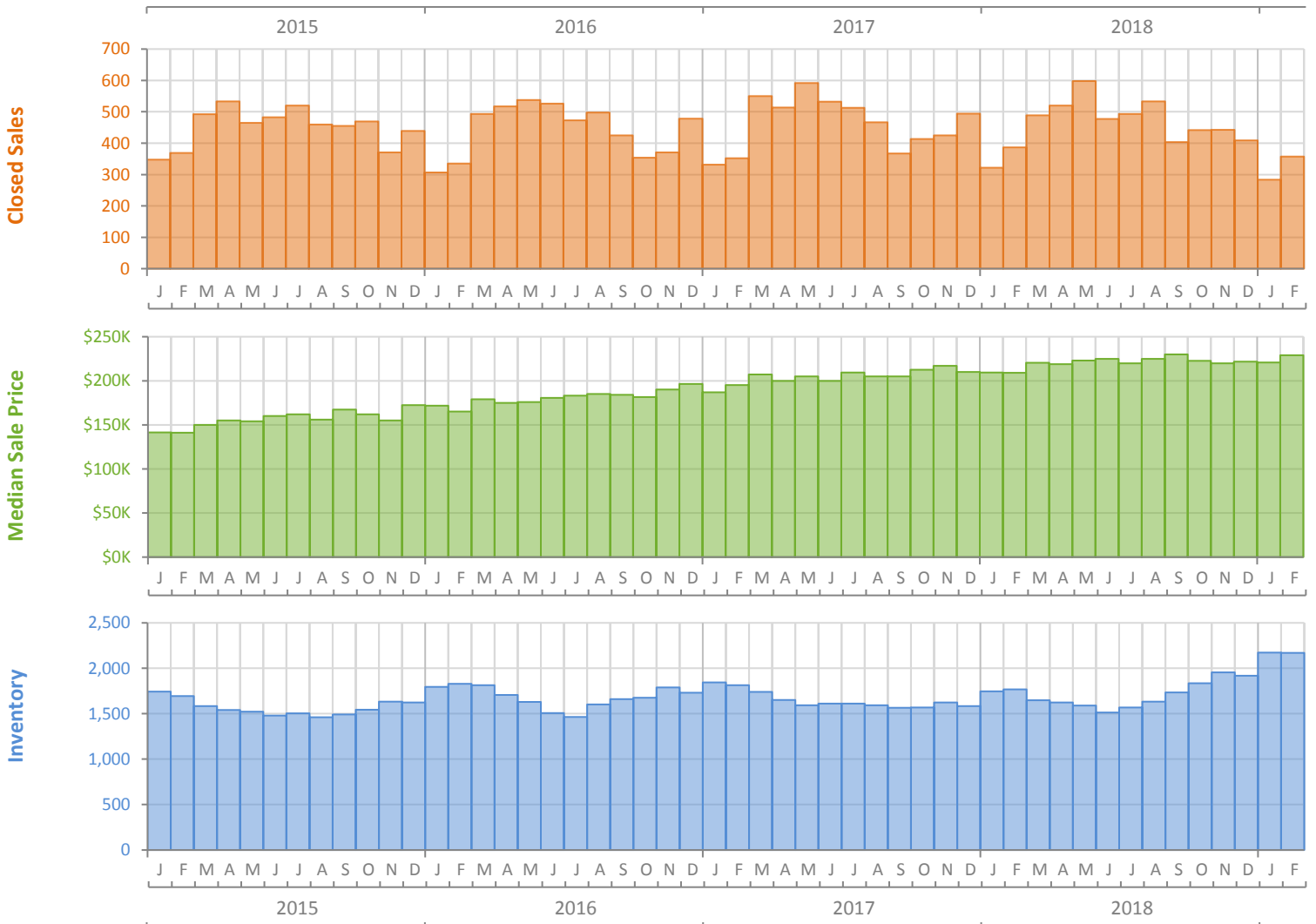
Monthly Market Summary - February 2019

Single Family Homes

St. Lucie County



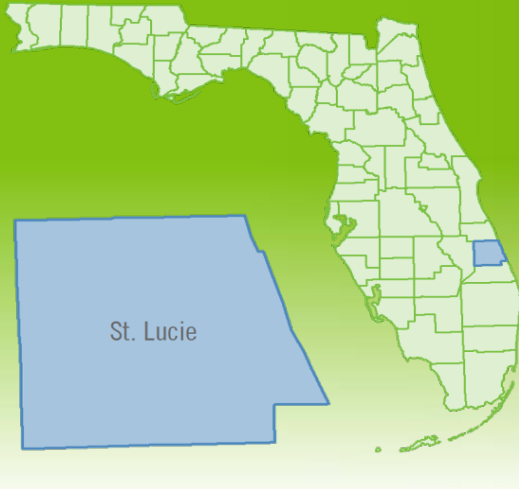
	February 2019	February 2018	Percent Change Year-over-Year
Closed Sales	357	387	-7.8%
Paid in Cash	86	117	-26.5%
Median Sale Price	\$229,000	\$209,000	9.6%
Average Sale Price	\$239,820	\$225,294	6.4%
Dollar Volume	\$85.6 Million	\$87.2 Million	-1.8%
Med. Pct. of Orig. List Price Received	95.6%	96.1%	-0.5%
Median Time to Contract	63 Days	50 Days	26.0%
Median Time to Sale	102 Days	93 Days	9.7%
New Pending Sales	515	540	-4.6%
New Listings	624	672	-7.1%
Pending Inventory	865	850	1.8%
Inventory (Active Listings)	2,171	1,768	22.8%
Months Supply of Inventory	4.8	3.8	26.3%



Monthly Distressed Market - February 2019

Single Family Homes

St. Lucie County



		February 2019	February 2018	Percent Change Year-over-Year
Traditional	Closed Sales	339	369	-8.1%
	Median Sale Price	\$230,000	\$210,000	9.5%
Foreclosure/REO	Closed Sales	18	15	20.0%
	Median Sale Price	\$174,000	\$205,000	-15.1%
Short Sale	Closed Sales	0	3	-100.0%
	Median Sale Price	(No Sales)	\$182,000	N/A

