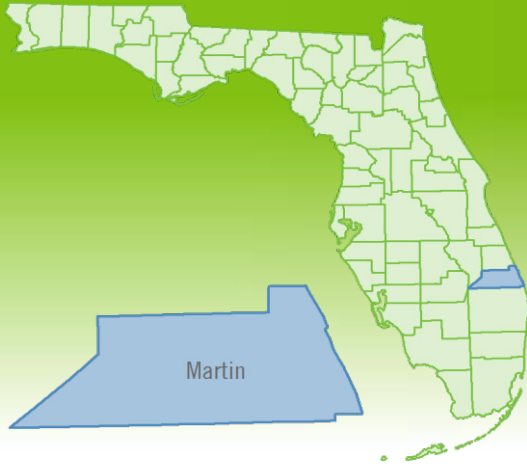


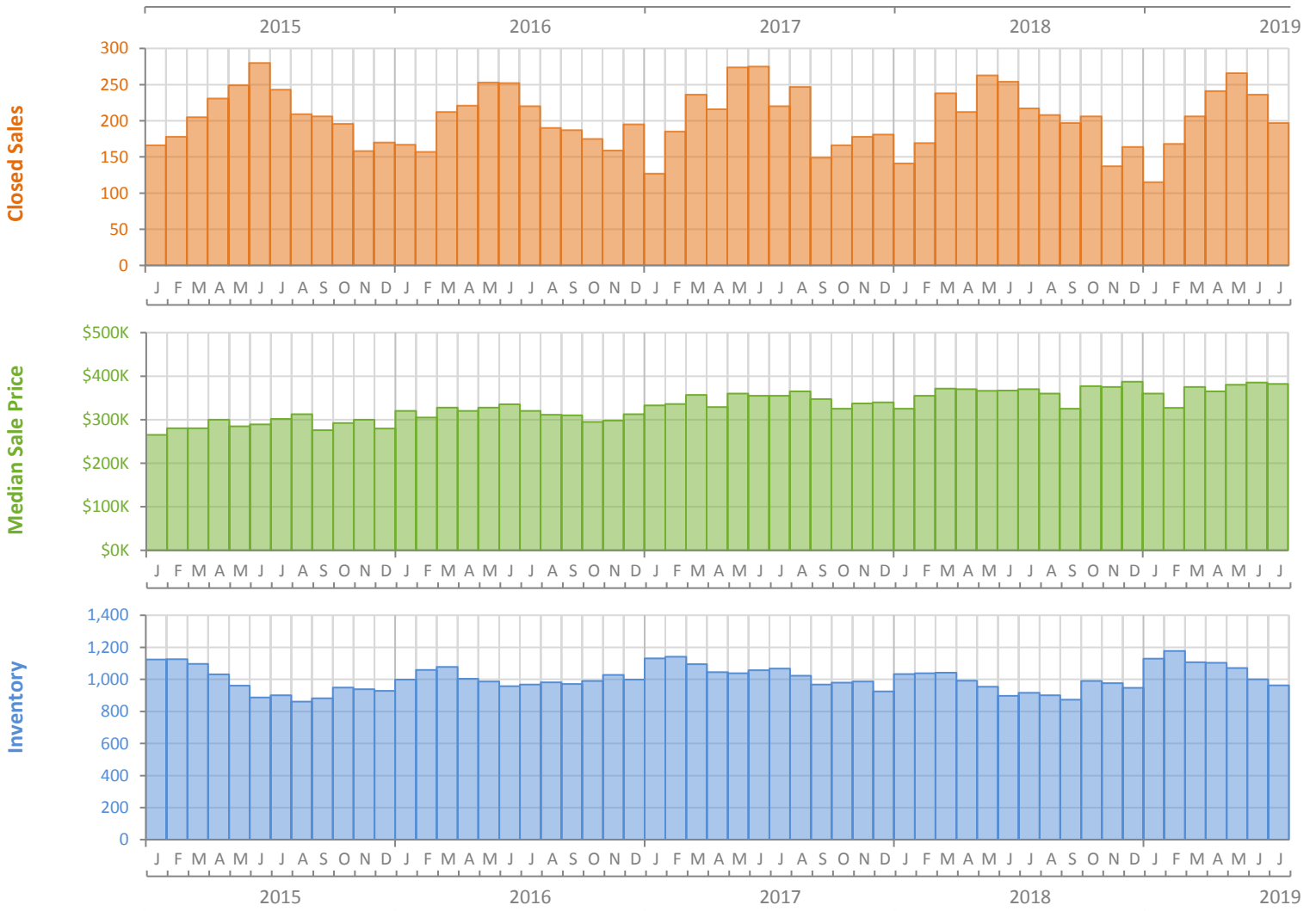
Monthly Market Summary - July 2019

Single Family Homes

Martin County



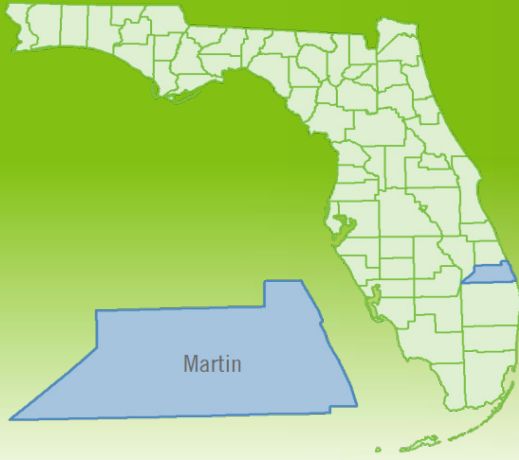
	July 2019	July 2018	Percent Change Year-over-Year
Closed Sales	197	217	-9.2%
Paid in Cash	74	79	-6.3%
Median Sale Price	\$382,000	\$370,000	3.2%
Average Sale Price	\$508,444	\$470,267	8.1%
Dollar Volume	\$100.2 Million	\$102.0 Million	-1.8%
Med. Pct. of Orig. List Price Received	94.9%	94.5%	0.4%
Median Time to Contract	52 Days	50 Days	4.0%
Median Time to Sale	103 Days	97 Days	6.2%
New Pending Sales	215	200	7.5%
New Listings	253	260	-2.7%
Pending Inventory	334	315	6.0%
Inventory (Active Listings)	962	917	4.9%
Months Supply of Inventory	4.9	4.6	6.5%



Monthly Distressed Market - July 2019

Single Family Homes

Martin County



		July 2019	July 2018	Percent Change Year-over-Year
Traditional	Closed Sales	193	214	-9.8%
	Median Sale Price	\$382,000	\$372,500	2.6%
Foreclosure/REO	Closed Sales	2	3	-33.3%
	Median Sale Price	\$190,700	\$370,000	-48.5%
Short Sale	Closed Sales	2	0	N/A
	Median Sale Price	\$422,500	(No Sales)	N/A

